




The mark of
responsible forestry
FSC® C196120



**SUPERIOR
WOOD**

ARAUCARIA - A WORLD CLASS TIMBER

Natural mouldings, primed internal mouldings and treated, primed external mouldings.



☎ 07 5484 3800

✉ info@superiorwood.com.au

🌐 superiorwood.com.au



FINGER JOINT CLEAR GRADE MOULDINGS.

Araucaria NATURAL range is a raw finish expertly profiled to ensure a smooth even texture and perfect finish.

Architraves and skirting

SUPERIOR WOOD PROFILES



QUAD
11 x 11 | 18 x 18



D MOULD
18 | 31 x 8



SCOTIA
18 x 18 | 31 x 31



EXTERIOR CORNER
18 x 18 | 31 x 31



PENCIL ROUND 3mm 1 Edge
42 | 68 x 11



CLASSIC
42 | 68 x 11




CORNICE CURVED
42 | 68 x 16



CORNICE FLAT
42 | 68 x 16



HALF SPLAY 25mm
42 | 68 x 11 and 68 | 92 | 140 x 18



HALF SPLAY 33mm
42 | 68 x 11 and 68 | 92 x 18



3 STEP
42 | 68 | 92 x 11



COLONIAL 1
42 | 68 | 92 x 11



COLONIAL 2
42 | 68 | 92 x 11



2 STEP
42 | 68 | 92 x 11



SPLAYED | BEVEL
42 | 68 | 92 x 11



BULLNOSE
42 | 68 | 92 x 11



SPLAYED | BEVEL
42 | 68 | 92 x 18



BULLNOSE
42 | 68 | 92 x 18




LAMBS TONGUE
68 | 92 | 140 x 18



FEDERATION
68 | 92 | 140 x 18



HERITAGE
68 | 90 | 140 x 18



PENCIL ROUND 6mm 1 edge
42 | 68 x 18



REBATED DOOR JAMBS
Rebate 38 x 12
92 | 112 x 31



PENCIL ROUND 1.5MM
92 | 95 | 98 | 112 | 116 | 140 x 18



DAR
42 | 68 | 90 x 42



DAR
31 | 42 | 68 | 92 x 31



DAR
18 | 31 | 42 | 68 x 18




DAR
11 | 18 | 31 | 42 | 68 | 92 | 116 | 140 x 11



VJ 302 AND 321
133 x 12

Architraves and skirting



TYPE BR ROUNDED 93 x 19	TYPE BP POINTED 93 x 19	TYPE C-1 POINTED 68 x 19	TYPE C-2 POINTED 68 x 19	TYPE C-3 ROUNDED 68 x 19	TYPE C-4 POINTED 42 x 19	TYPE C-5 ROUNDED 42 x 19	TYPE SA24 42 x 19	TYPE SA20 42 x 19
-------------------------------	-------------------------------	--------------------------------	--------------------------------	--------------------------------	--------------------------------	--------------------------------	----------------------	----------------------



TYPE SM61 42 x 22	TYPE LT LAMB'S TONGUE 140 93 68 x 19	TYPE BN BULLNOSE 42 68 93 140 x 11 42 68 93 140 x 19	TYPE SA22 68 93 x 19	TYPE G 68 93 140 187 x 19	TYPE F 120 187 x 21	TYPE 17 180 x 18
----------------------	---	--	---------------------------	------------------------------------	--------------------------	---------------------



TYPE SP SPLAYED 140 93 68 x 19	ARCHTRAVE 11 90 x 18	ARCHTRAVE 18 86 x 18	TYPE M 120 x 31	TYPE G 42 68 93 x 11	TYPE SA01 140 x 19	TYPE SA022 140 93 68 x 19
---------------------------------------	-------------------------	-------------------------	--------------------	-----------------------------	-----------------------	----------------------------------

PLEASE NOTE: Some profiles require a set up charge and lead times apply. Please refer to your Superior Wood Representative.

Architraves and skirting



TYPE SA03
42 | 68 x 11

TYPE SA04
42 | 68 x 11

TYPE SA05
42 | 68 x 11

TYPE SA08
68 | 93 x 19

TYPE SA10
68 | 93 x 19

TYPE SA21
68 | 93 x 19

TYPE SA23
42 | 68 x 11



TYPE SA25
68 | 93 x 19

TYPE SA06
140 x 21

TYPE SA09
93 x 19

TYPE SA13
42 | 68 | 93 x 11

TYPE SA13
68 | 93 x 19

TYPE SA14
140 x 19

TYPE SA15
42 | 68 | 93 x 11



TYPE SA16
68 | 93 x 19

TYPE SA17
140 x 19

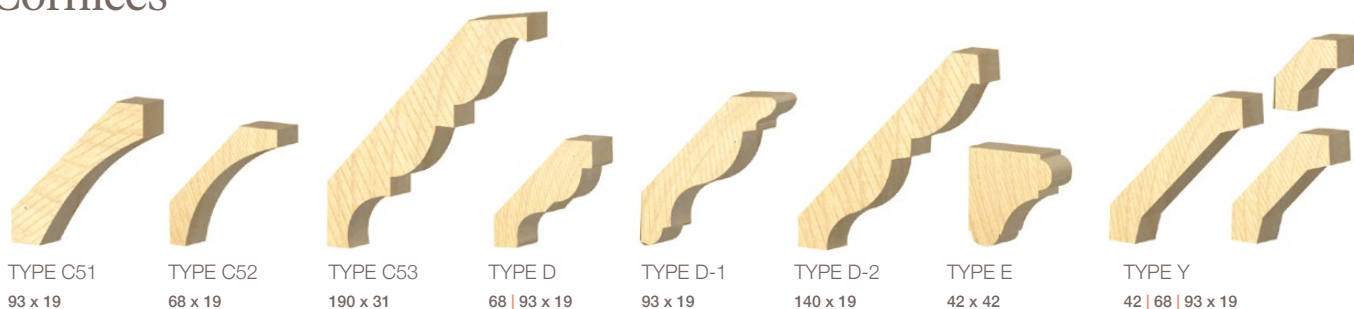
TYPE SA19
112 x 19

TYPE SA07
140 | 187 x 19

PLEASE NOTE: Some profiles require a set up charge and lead times apply. Please refer to your Superior Wood Representative.

PLEASE NOTE: Some profiles require a set up charge and lead times apply.
Please refer to your Superior Wood Representative.

Cornices



Belt rails



Picture rails, dados and nosing




Picture frame moulds



PLEASE NOTE: Some profiles require a set up charge and lead times apply.
Please refer to your Superior Wood Representative.

Post moulds



TYPE A
68 x 42

TYPE A
93 x 68

TYPE A1
31 x 19

TYPE A2
31 x 19

TYPE A3
93 x 68

TYPE A4
110 x 75

Inlays and trims



TYPE R SCOTIA
19 x 19 | 31 x 31 | 42 x 42

TYPE W QUAD
11 x 11 | 19 x 19 | 25 x 25 | 31 x 31 | 42 x 42

TYPE DM D.MOULD
11 | 19 | 31 x 9

TYPE SB STOP BEAD
11 | 19 | 31 | 42 | 68 | 93 x 11



TYPE V ELECTRIC MOULD
31 | 35 | 42 x 19

TYPE SM65
42 x 13

TYPE SM66
19 x 10

TYPE SM67
34 x 13

TYPE SS68
36 x 23

TYPE SM69
44 x 20

TYPE Z CHAMFER STOP
25 x 25



TYPE N
51 x 31

TYPE O OVOLO
11 x 11 | 19 x 19 | 31 x 31

TYPE O OVOLO
36 x 23


TYPE U INLAY
31 | 36 x 15 | 28 x 11

TYPE X EXTERNAL CORNER
31 x 31

BEADED SCOTIA
42 x 31


Architrave block

42 | 68 | 93 x 15
42 | 68 | 93 | 116 | 140 x 22



Plinth block

93 | 116 | 140 x 31



SUPERIOR WOOD INTERNAL LININGS AND TRADITIONAL FLOORING.

Superior Wood Range of internal linings and flooring are available in a range of sizes and profiles to compliment any building project - whether old or new!

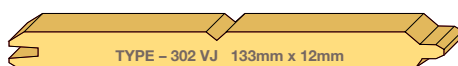
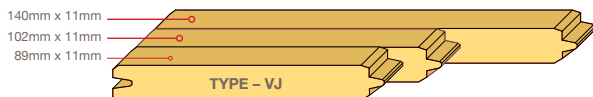
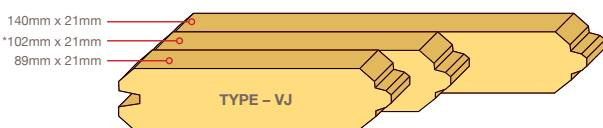
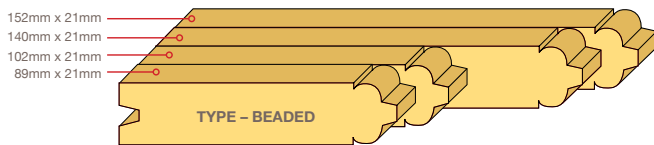
ABOUT THE PRODUCT

Internal linings are crafted from finger jointed Australian Araucaria and are available in 5.4m lengths or can be manufactured to custom lengths.

Our traditional flooring profiles are manufactured from either a clear one face grade Araucaria or a knotty grade Araucaria.

LINING PROFILES

The panelling range of profiles.



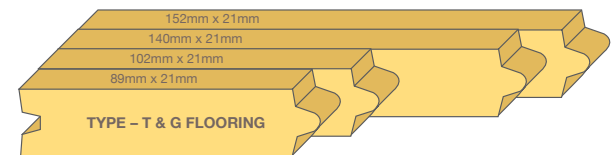
INTERNAL PANELLING AVAILABLE SIZES

SIZE	TYPE BEADED	TYPE VJ	Type VJ 321	TYPE VJ 302
89 x 11	✓	✓		
102 x 11	✓	✓		
140 x 11	✓	✓		
133 x 12			✓	✓
89 x 21	✓	✓		
102 x 21	✓	✓*		
140 x 21	✓	✓		
152 x 21	✓	✓		

Notes: *102 x 21 Finger Joint VJ available ex stock in 5.4 and 6.6m lengths with other lengths available to order.

FLOORING PROFILES

The flooring range of profiles.



FLOORING AVAILABLE SIZES

SIZE	TIGHT KNOT	CLEAR ONE FACE
89 x 21	✓	✓
102 x 21	✓	✓
140 x 21	✓	✓
152 x 21	✓	✓

* Please Note - These are stocked lines. Other profiles and sizes made to order.



ARAUCARIA EXTERNAL TIMBER CLADDING.

The Araucaria Cladding range provides a water resistant, undercoat system, providing a long term building solution for your construction.

ABOUT THE PRODUCT

The Superior Wood Araucaria Cladding range is a water resistant primed, timber cladding that protects the timber and reduces water loss and uptake.

Our Araucaria Cladding range is fully envelope sealed and incorporates Australian clear plantation grown Araucaria timber, finger jointed with an external, structural glue to gun barrel straight 5.4m long lengths.

It is then precision machined to both traditional and contemporary profiles, LOSP Treated to a hazard level H3 for above ground protection from rot, fungal decay and termites. Then the Araucaria Cladding coating system is applied, ready for the final coat painting system on site!

- An acrylic coat that delivers a better seal ensuring less timber movement caused by moisture loss/uptake.
- Manufactured from sustainable, Australian plantation timber.
- Treated against rot, fungal and termite attack with the latest in H3 LOSP preservation technology.
- Excellent water and scratch resistance.
- Hard wearing.
- Environmentally friendly.



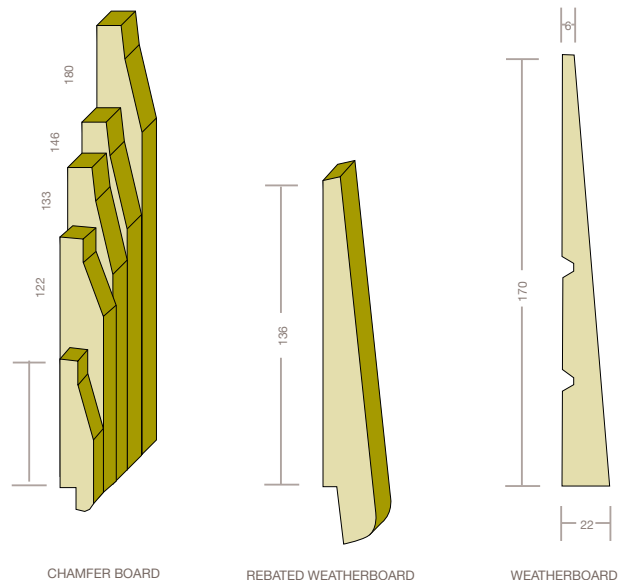
ARAUCARIA CLADDING SIZE CHART

COVER SIZE	PROFILE	GRADE	LENGTH	PRIMING
77 x 19	Chamfer	H3 FJ Clear	5.4m	✓
122 x 19	Chamfer	H3 FJ Clear	5.4m	✓
133 x 19	Chamfer	H3 FJ Clear	5.4m	✓
146 x 19	Chamfer	H3 FJ Clear	5.4m	✓
180 x 19	Chamfer	H3 FJ Clear	5.4m	✓
170 x 22 x 6	Weatherboard	H3 FJ Clear	5.4m	✓
136 x 21	Rebated Weatherboard	H3 FJ Clear	5.4m	✓

Note: Chamfer sizes shown are actual cover widths of the boards. Weather boards sizes shown are nominal sizes. All finger joint material 5.4m lengths.

PROFILES

Araucaria Cladding range of profiles and sizes.





EXTERNAL


Araucaria
MOULDINGS

FINGER JOINTED H3 LOSP TREATED PRIMED EXTERNAL MOULDINGS.

The Araucaria external range provides a water resistant, undercoat system, providing a long term building solution for your construction.

ABOUT THE PRODUCT

Incorporating Australian clear plantation grown Araucaria timber, finger jointed with an external, structural glue to gun barrel straight 5.4m long lengths.

It is then precision machined to both traditional and contemporary profiles, LOSP Treated to a hazard level H3 for above ground protection from rot, fungal decay and termites. Then the Araucaria coating system is applied, ready for the final coat painting system on site!

ABOUT THE COATING

The Araucaria external range of eco-friendly, timber mouldings is manufactured for outdoor use in all structural and decorative applications.

- Excellent water and scratch resistance
- Hardwearing
- Environmentally friendly
- Manufactured from sustainable plantation Araucaria
- Treated against pest and fungal attack with the latest in H3 LOSP preservation technology
- Safe to use in outdoor furniture and playground applications under the guidelines outlined by the APVMA.

FINGER JOINT, WHITE PRIMED INTERNAL MOULDINGS.

The Araucaria Pearl Range is a white primed internal moulding range designed to save you preparation time and painting costs .

ABOUT THE PRODUCT

Araucaria PEARL has a dual coat priming system with a superior water resistant priming and undercoat system (Envirocure) that protects timber and reduces moisture uptake by up to ten times more than conventional dual coat systems.

Utilising the latest in UV coat systems, our Araucaria Pearl range is fully envelope sealed and with the Envirocure system is by far the best pre-primed timber product on the market today. Incorporating Australian clear plantation grown Araucaria timber and finger jointed to gun barrel straight 5.4m long lengths.

It is then precision machined to both traditional and contemporary profiles. Then the Araucaria PEARL dual coating system is applied, ready for the final coat painting system on site!

ABOUT THE RANGE


Available in decorative and fit-out profiles:

- Skirting
- Architraves
- Dressed All Round (DAR)
- Dressed All Round PR4 (Pencil Round on 4 corners)
- Internal Door jambs
- Window Reveals
- Trim

FEATURES AND BENEFITS

With the Araucaria PEARL range you can be confident that the choice of mouldings will meet your project requirements.

- White Primed to readily accept finishing coats
- Dual Coat Premium finish, ready for top coating following installation;
- Manufactured from sustainable plantation Araucaria
- Available in 5.4 metre lengths
- Contemporary and traditional profiles available
- Commercial or residential application ready



Please refer online at superiorwood.com.au for :

- Important information about correct site storage and handling
- Correct installation and finishing guidelines
- The Responsible Wood Environmental program

Available from:



**SUPERIOR
WOOD**

ARAUCARIA - A WORLD CLASS TIMBER

PO Box 42 Imbil Queensland 4570

Phone 07 5484 3800 Email info@superiorwood.com.au

Superior Wood Job Lot Pick Ups Available from:

Heritage Products Depot

173 Cobalt Street Carole Park 4300

Pick Up Hours 7:00am – 4:00pm